



STANDARDS AND COMPLIANCES

ISO9001:2008 Quality Management System

IEC 297-1, 19" mounting standard

IEC 297-2, Overall cabinet dimensions

TS EN 61587-1 Standard.

Environment Friendly

%100 recyclable.



WIDE PRODUCT RANGE

The Versatile cabinets are available in three different depth options, D = 600, 800 and 1000; 2 different width options, W = 600 and 800; and 60 different size options in total with 10 different length options ranging from 12U to 46U for all such sizes.

Offers solutions with optimum height and weight for all kinds of installation requirements thanks to the product range offering overall 60 different size options.

W=600 FRONT DOOR MODEL

The standard front door model for W = 600 Versatile cabinets is the full length door model with **aluminum extruded frame**.

Front glass door is 4mm thick, smoke colored, antistatic, tempered full length glass with high resistance against shattering with single point locking handled lock.

Custom design aluminum extruded glass frame not only provides robustness, but also adds aesthetic and decorative appearance to the cabinet.

The lock mechanism is **handled lock** type mechanism.

The colored PVC stripe installed on the aluminum glass frame complements the appearance.

Fitted with **spring Loaded hinge system**, the glass front door enables ease of installation and use as the opening direction can be modified easily, and the door can be removed and reinstalled without use of any tool, when desired.



W=800 FRONT DOOR MODEL

The standard front door model for W = 800 Versatile cabinets is the vertically split full length **double glass door** model with aluminum extruded frame.

Front glass door is 4mm thick, smoke colored, antistatic, tempered full length glass with high resistance against shattering with handled lock.

Custom design aluminum extruded glass frame not only provides robustness, but also adds aesthetic and decorative appearance to the cabinet.

The lock mechanism is **barrel lock** type mechanism.

Ensures safe use with double-point locking structure As it can be locked from top and bottom with 2 barrel locks.

Screw-coupled aluminum extruded interlocking glazing strips are installed at the junction of the left and right glass doors at the center, which enable full engagement of both wings with no spacing in-between.

The colored PVC stripe installed on the aluminum glass frame complements the appearance.

Fitted with spring Loaded hinge system, the glass front door enables ease of installation and use as the opening direction can be modified easily, and the door can be removed and reinstalled without use of any tool, when desired.



SIDE AND REAR DOOR MODEL

The standard front side and rear door model for the Versatile cabinets is the removable **horizontally split double door** model.

Horizontally split double door model enables easy removal and transportation of the side and rear doors during installation and maintenance & repairs.

Easily removable side and rear doors are fitted with single **barrel locking** mechanism.

By virtue of the **snap locking** system installed on the side and rear doors, the doors can remain closed on the cabinet without being locked.

Thanks to the custom design at the horizontally split double doors; the lower door cannot be removed without removing the upper door first. With such arrangement, **when the upper door is locked, the lower door is also locked.**

In case any fan module will be installed at side panels, 63% perforated type options are available for horizontally split double side panels.

The side and rear doors fitted with hinged system might be preferred among the great variety of door options available.



REAR CABLE INLETS

Brushed cable entry holes with 60mmX300mm dimensions are available on the **top and bottom** of the rear door for 22U and higher standard Versatile Cabinets



ROOF MODEL

Standard roof model for Versatile cabinets is the **pagoda** model.

As Pagoda type roof is installed **10mm above** the cabinet, the roof ensures active ventilation when the fan module is installed and passive ventilation when no fan module is installed, and further provides protection against dipping water and dust.

The decorative PVC retainer parts installed at the corners of the roof complete decorative coherence of the cabinet and the roof.



GROUND CONTACT

The ground contact of the cabinet in all standard Versatile cabinet configurations are ensured by means of 4 leveling feet with adjustable **height installed** at the bottom corners of the cabinet. Caster group, 2 with brakes and 2 without brakes, are available as an option.




GT V 600 x 600 FREE STANDING CABINET



WIDTH W: 610mm

DEPTH D: 610mm

COLOR OPTIONS

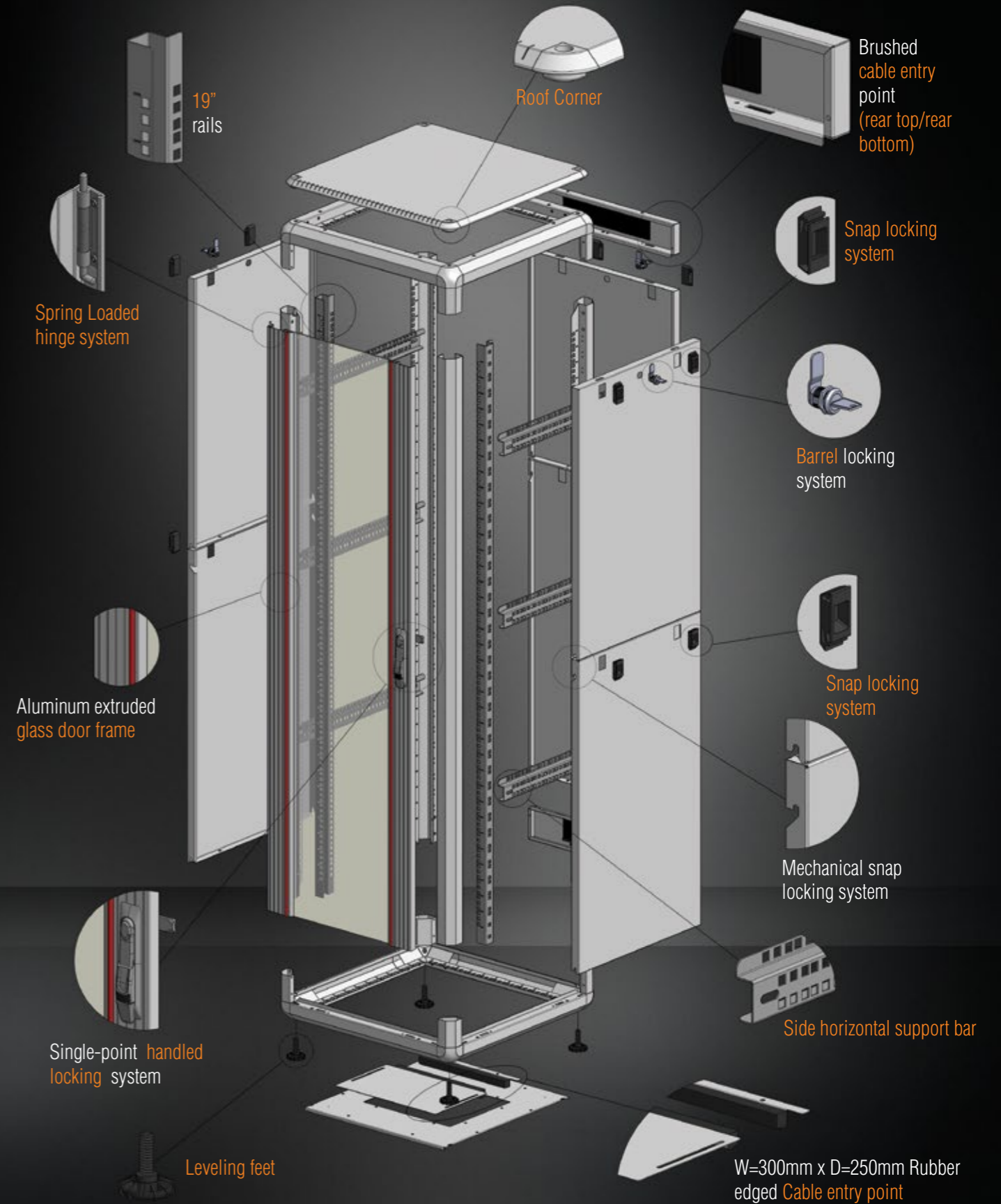


LOADING CAPACITY : 1000kg

EXPLODED VIEW

WIDTH W: 610mm

DEPTH D: 610mm



CONSTRUCTION DRAWINGS

WIDTH W: 610mm

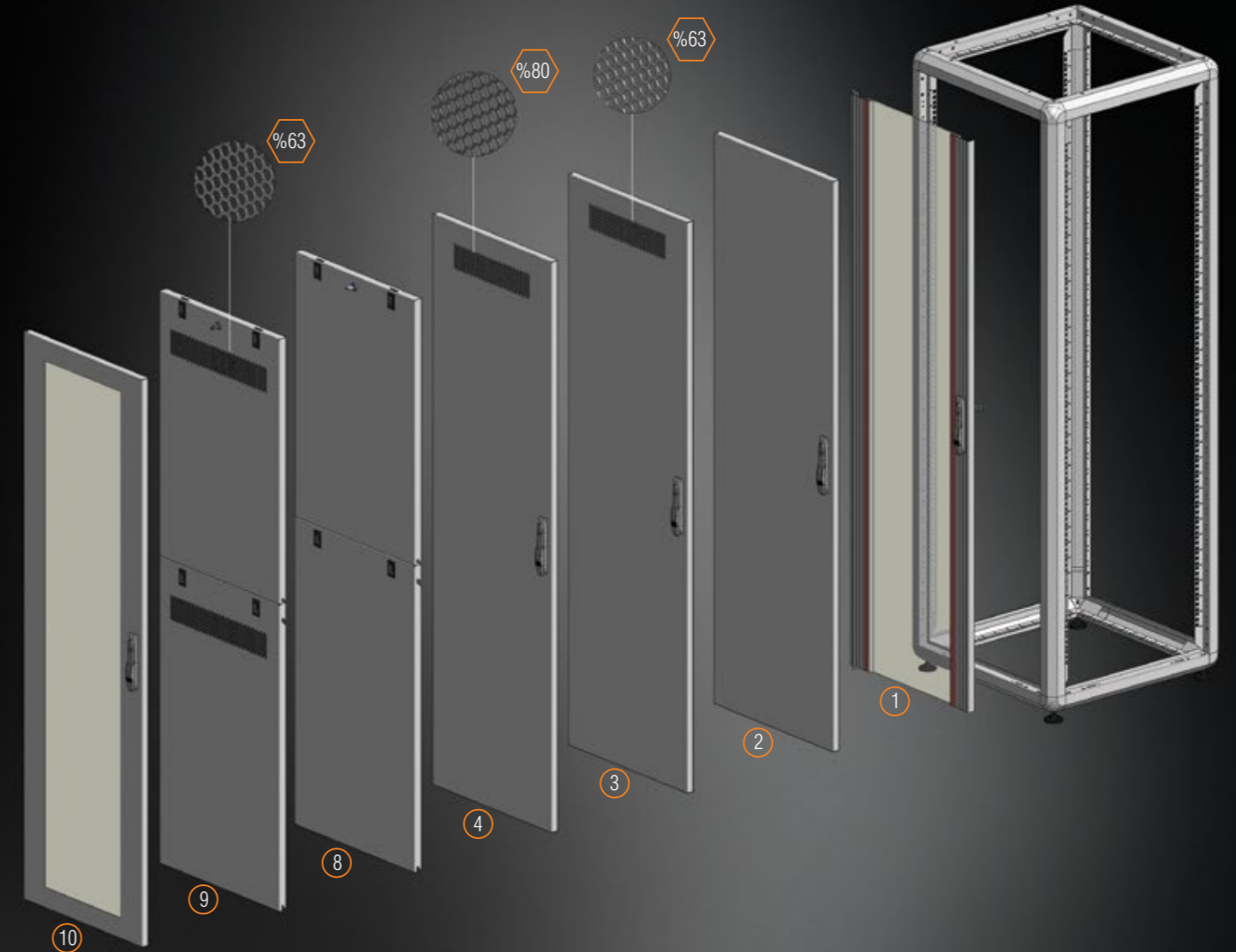
DEPTH D: 610mm



W=600 DOOR OPTIONS

WIDTH W: 610mm

DEPTH D: 610mm



W=600 door options can be mounted on all surfaces of the cabinet.

GT SERIES VERSATILE FREE STANDING CABINET W=610mm D=610mm

Product Code	Product Description	U Measurement (U)	Product Dimensions WxDxH (mm)	Width: Between Rails	Depth: Between Rails (mm)	U Measurement (mm)	Package Dimensions WxDxH (mm)	Number in the Package (pcs)	Product Net Weight (kg)	Product Gross Weight (kg)	Number on Pallet (pcs)	Pallet Dimensions WxDxH (mm)	Pallet Weight (kg)	Height: with Levelling Feet (mm)	Height: with Caster Group (mm)
MR.GTV12U66.XX	12U W=610mm D=610mm VERSATILE	12U	610x610x719	19"	390	594	680x680x849	1	30,6	37,8	2	680x680x1698	75	749	779
MR.GTV16U66.XX	16U W=610mm D=610mm VERSATILE	16U	610x610x897	19"	390	772	680x680x1037	1	36,9	44,5	2	680x680x2074	89	927	957
MR.GTV20U66.XX	20U W=610mm D=610mm VERSATILE	20U	610x610x1075	19"	390	950	680x680x1215	1	43,2	51,2	2	680x680x2430	102	1105	1135
MR.GTV22U66.XX	22U W=610mm D=610mm VERSATILE	22U	610x610x1164	19"	390	1039	680x680x1305	1	46,4	54,6	2	680x680x2610	109	1194	1224
MR.GTV26U66.XX	26U W=610mm D=610mm VERSATILE	26U	610x610x1342	19"	390	1217	680x680x1482	1	52,7	61,3	1	680x680x1482	61,3	1372	1402
MR.GTV32U66.XX	32U W=610mm D=610mm VERSATILE	32U	610x610x1608	19"	390	1483	680x680x1748	1	62,2	71,3	1	680x680x1748	71,3	1638	1668
MR.GTV36U66.XX	36U W=610mm D=610mm VERSATILE	36U	610x610x1786	19"	390	1661	680x680x1926	1	68,5	77,7	1	680x680x1926	77,7	1816	1846
MR.GTV40U66.XX	40U W=610mm D=610mm VERSATILE	40U	610x610x1964	19"	390	1839	680x680x2104	1	74,8	84,9	1	680x680x2104	84,9	1994	2024
MR.GTV42U66.XX	42U W=610mm D=610mm VERSATILE	42U	610x610x2053	19"	390	1928	680x680x2193	1	78	88,2	1	680x680x2193	88,2	2083	2113
MR.GTV46U66.XX	46U W=610mm D=610mm VERSATILE	46U	610x610x2231	19"	390	2106	680x680x2371	1	84,3	94,8	1	680x680x2371	94,8	2261	2291

XX=Color Code, 22 means Light Grey RAL 7035 and 11 means Black RAL 9005, the code is added by the customer at the order.

The door width to be selected should be selected among the door options with the related surface dimensions. When one of the door options is selected, it should be informed at the order with its selected surface.


The number 0 from the door options stands for "doorless". The standard door options: Front Door=1, Side Door=8, Rear Door=8.



WIDTH W: 610mm

WIDTH D: 800mm

COLOR OPTIONS

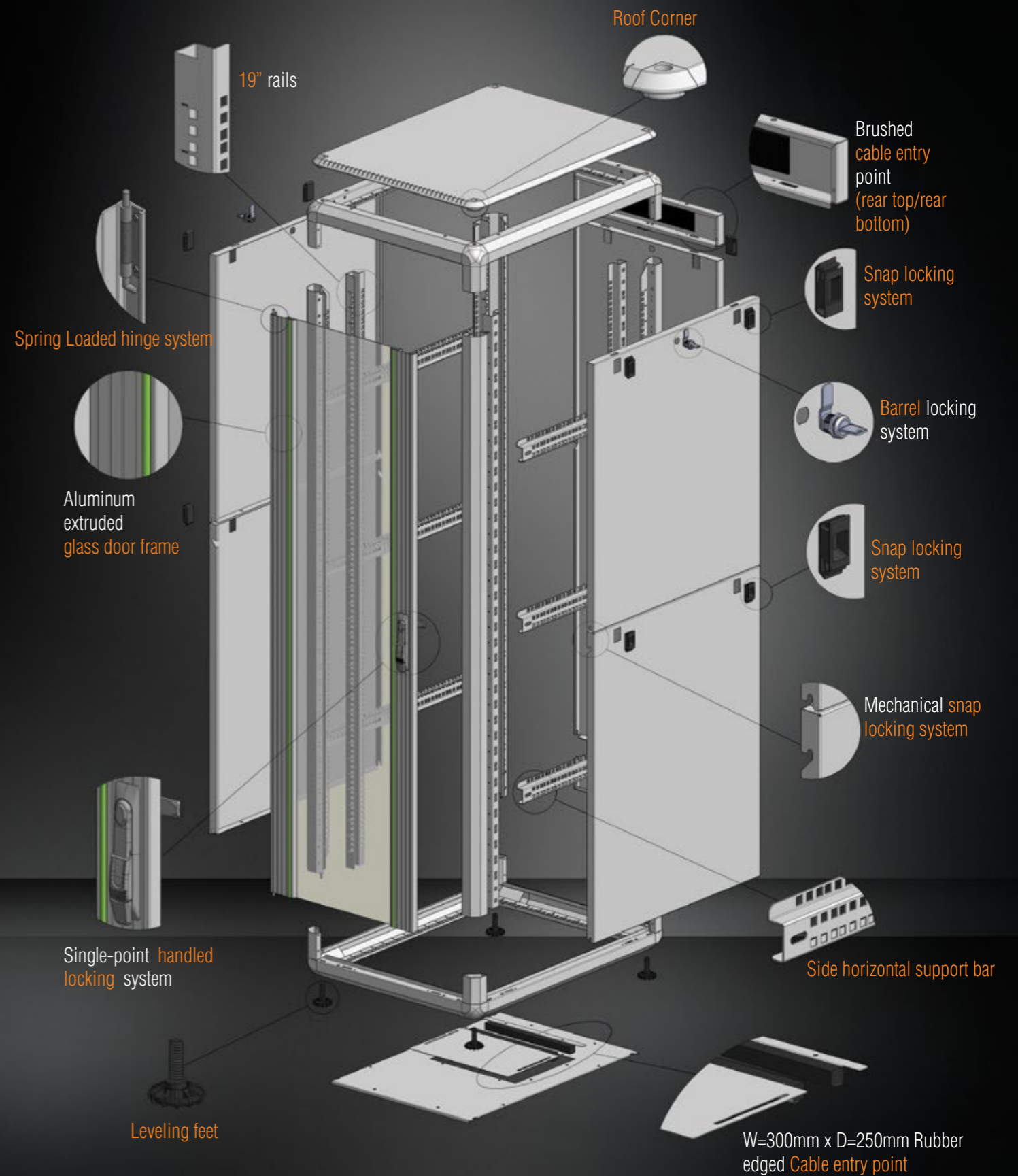


LOADING CAPACITY : 1000kg

EXPLODED VIEW

WIDTH W: 610mm

WIDTH D: 800mm




CONSTRUCTION DRAWINGS

WIDTH W: 610mm

DEPTH D: 800mm



W=600 DOOR OPTIONS



WIDTH W: 610mm

DEPTH D: 800mm

W=800 DOOR OPTIONS

W=600 door options can be mounted on the front and rear surfaces of the cabinet.
W=800 door options can be mounted on the side surfaces of the cabinet.

GT SERIES VERSATILE FREE STANDING CABINET W=610mm D=800mm

Product Code	Product Description	U Measurement (U)	Product Dimensions WxDxH (mm)	Width: Between Rails (mm)	Depth: Between Rails (mm)	U Measurement (mm)	Package Dimensions WxDxH (mm)	Number in the Package (pcs)	Product Net Weight (kg)	Product Gross Weight (kg)	Number on Pallet (pcs)	Pallet Dimensions WxDxH (mm)	Pallet Weight (kg)	Height with Leveling Feet (mm)	Height with Caster Group (mm)
MR.GTV12U68.XX	12U W=610mm D=800mm VERSATILE	12U	610x800x719	19"	555	594	680x880x849	1	35	40,5	2	680x880x1698	81	749	779
MR.GTV16U68.XX	16U W=610mm D=800mm VERSATILE	16U	610x800x897	19"	555	772	680x880x1037	1	42,5	49	2	680x880x2074	98	927	957
MR.GTV20U68.XX	20U W=610mm D=800mm VERSATILE	20U	610x800x1075	19"	555	950	680x880x1215	1	50	57,3	2	680x880x2430	114	1105	1135
MR.GTV22U68.XX	22U W=610mm D=800mm VERSATILE	22U	610x800x1164	19"	555	1039	680x880x1305	1	53,4	61,4	2	680x880x2610	123	1194	1224
MR.GTV26U68.XX	26U W=610mm D=800mm VERSATILE	26U	610x800x1342	19"	555	1217	680x880x1482	1	60,7	70	1	680x880x1482	70	1372	1402
MR.GTV32U68.XX	32U W=610mm D=800mm VERSATILE	32U	610x800x1608	19"	555	1483	680x880x1748	1	71,6	81	1	680x880x1748	81	1638	1668
MR.GTV36U68.XX	36U W=610mm D=800mm VERSATILE	36U	610x800x1786	19"	555	1661	680x880x1926	1	79	89	1	680x880x1926	89	1816	1846
MR.GTV40U68.XX	40U W=610mm D=800mm VERSATILE	40U	610x800x1964	19"	555	1839	680x880x2104	1	86	97,4	1	680x880x2104	97,4	1994	2024
MR.GTV42U68.XX	42U W=610mm D=800mm VERSATILE	42U	610x800x2053	19"	555	1928	680x880x2193	1	90	101,5	1	680x880x2193	101,5	2083	2113
MR.GTV46U68.XX	46U W=610mm D=800mm VERSATILE	46U	610x800x2231	19"	555	2106	680x880x2371	1	97	109,7	1	680x880x2371	109,7	2261	2291

XX=Color Code, 22 means Light Grey RAL 7035 and 11 means Black RAL 9005, the code is added by the customer at the order.

The door width to be selected should be selected among the door options with the related surface dimensions. When one of the door options is selected, it should be informed at the order with its selected surface.

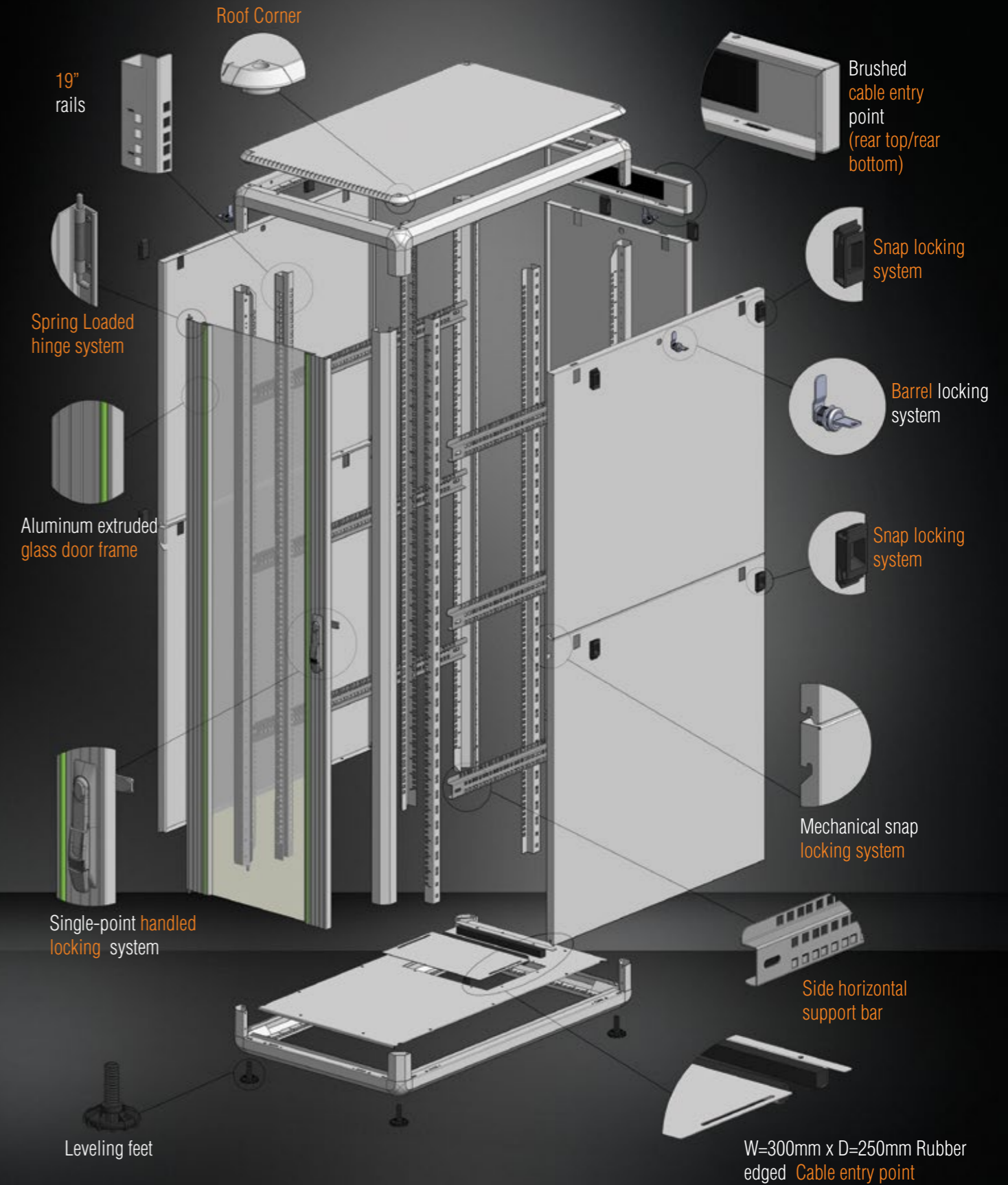
The number 0 from the door options stands for "doorless". The standard door options: Front Door=1, Side Door=8, Rear Door=8.

GT V 600 x 1000 FREE STANDING CABINET



WIDTH **W: 610mm**
DEPTH **D: 1000mm**

EXPLODED VIEW



WIDTH **W: 610mm**
DEPTH **D: 1000mm**

COLOR OPTIONS



LOADING CAPACITY : **1000kg**

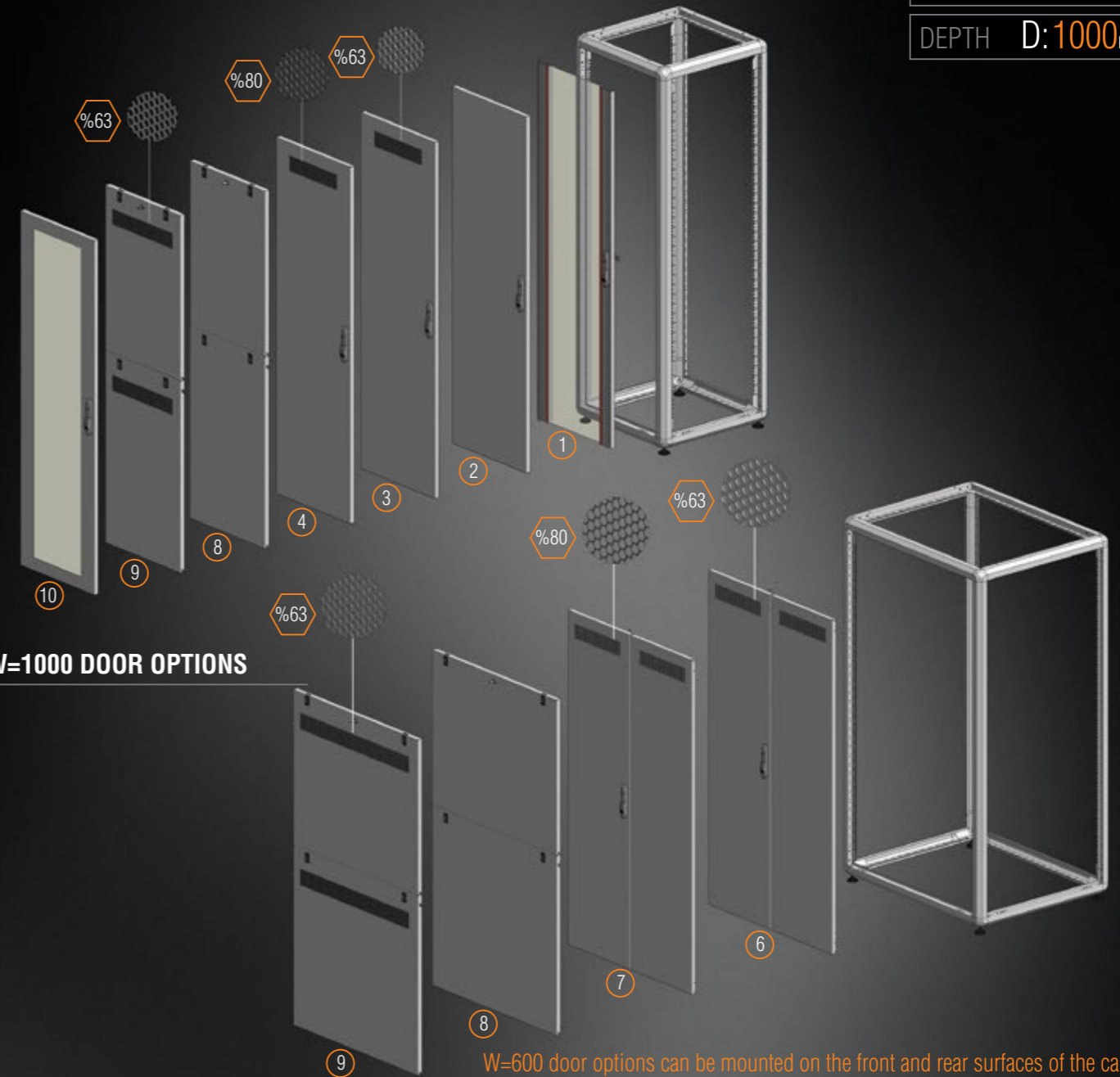
CONSTRUCTION DRAWINGS

WIDTH W: 610mm
DEPTH D: 1000mm



W=600 DOOR OPTIONS

WIDTH W: 610mm
DEPTH D: 1000mm



W=600 door options can be mounted on the front and rear surfaces of the cabinet.
W=1000 door options can be mounted on the side surfaces of the cabinet.

GT SERIES VERSATILE FREE STANDING CABINET W=610mm D=1000mm

Product Code	Product Description	Measurement (U)	Product Dimensions WxDxH (mm)	Width: Between Rails (mm)	Depth: Between Rails (mm)	Measurement (mm)	Package Dimensions WxDxH (mm)	Number in the Package (pcs)	Product Net Weight (kg)	Product Gross Weight (kg)	Number on Pallet (pcs)	Pallet Dimensions WxDxH (mm)	Pallet Weight (kg)	Height with Leveling Feet (mm)	Height with Caster with Group (mm)
MIR.GTV12U61.XX	12U W=610mm D=1000mm VERSATILE	12U	610x1000x719	19"	740	594	680x1080x849	1	38,2	40	2	680x1080x1698	80	749	779
MIR.GTV16U61.XX	16U W=610mm D=1000mm VERSATILE	16U	610x1000x897	19"	740	772	680x1080x1037	1	46	48,3	2	680x1080x2074	96	927	957
MIR.GTV20U61.XX	20U W=610mm D=1000mm VERSATILE	20U	610x1000x1075	19"	740	950	680x1080x1215	1	54	56,7	2	680x1080x2430	113	1105	1135
MIR.GTV22U61.XX	22U W=610mm D=1000mm VERSATILE	22U	610x1000x1164	19"	740	1039	680x1080x1305	1	58	60,8	2	680x1080x2610	121	1194	1224
MIR.GTV26U61.XX	26U W=610mm D=1000mm VERSATILE	26U	610x1000x1342	19"	740	1217	680x1080x1482	1	65,8	69	1	680x1080x1482	69	1372	1402
MIR.GTV32U61.XX	32U W=610mm D=1000mm VERSATILE	32U	610x1000x1608	19"	740	1483	680x1080x1748	1	77,5	81,5	1	680x1080x1748	81,5	1638	1668
MIR.GTV36U61.XX	36U W=610mm D=1000mm VERSATILE	36U	610x1000x1786	19"	740	1661	680x1080x1926	1	85,5	89,8	1	680x1080x1926	89,8	1816	1846
MIR.GTV40U61.XX	40U W=610mm D=1000mm VERSATILE	40U	610x1000x1964	19"	740	1839	680x1080x2104	1	93,4	98	1	680x1080x2104	98	1994	2024
MIR.GTV42U61.XX	42U W=610mm D=1000mm VERSATILE	42U	610x1000x2053	19"	740	1928	680x1080x2193	1	97,3	102	1	680x1080x2193	102	2083	2113
MIR.GTV46U61.XX	46U W=610mm D=1000mm VERSATILE	46U	610x1000x2231	19"	740	2106	680x1080x2371	1	105	110,5	1	680x1080x2371	110,5	2261	2291

XX=Color Code, 22 means Light Grey RAL 7035 and 11 means Black RAL 9005, the code is added by the customer at the order.

The door width to be selected should be selected among the door options with the related surface dimensions.
When one of the door options is selected, it should be informed at the order with its selected surface.

The number 0 from the door options stands for "doorless".
The standard door options:
Front Door=1, Side Door=8, Rear Door=8.

GT V 800 x 600 FREE STANDING CABINET

WIDTH W: 800mm

DEPTH D: 610mm



COLOR OPTIONS

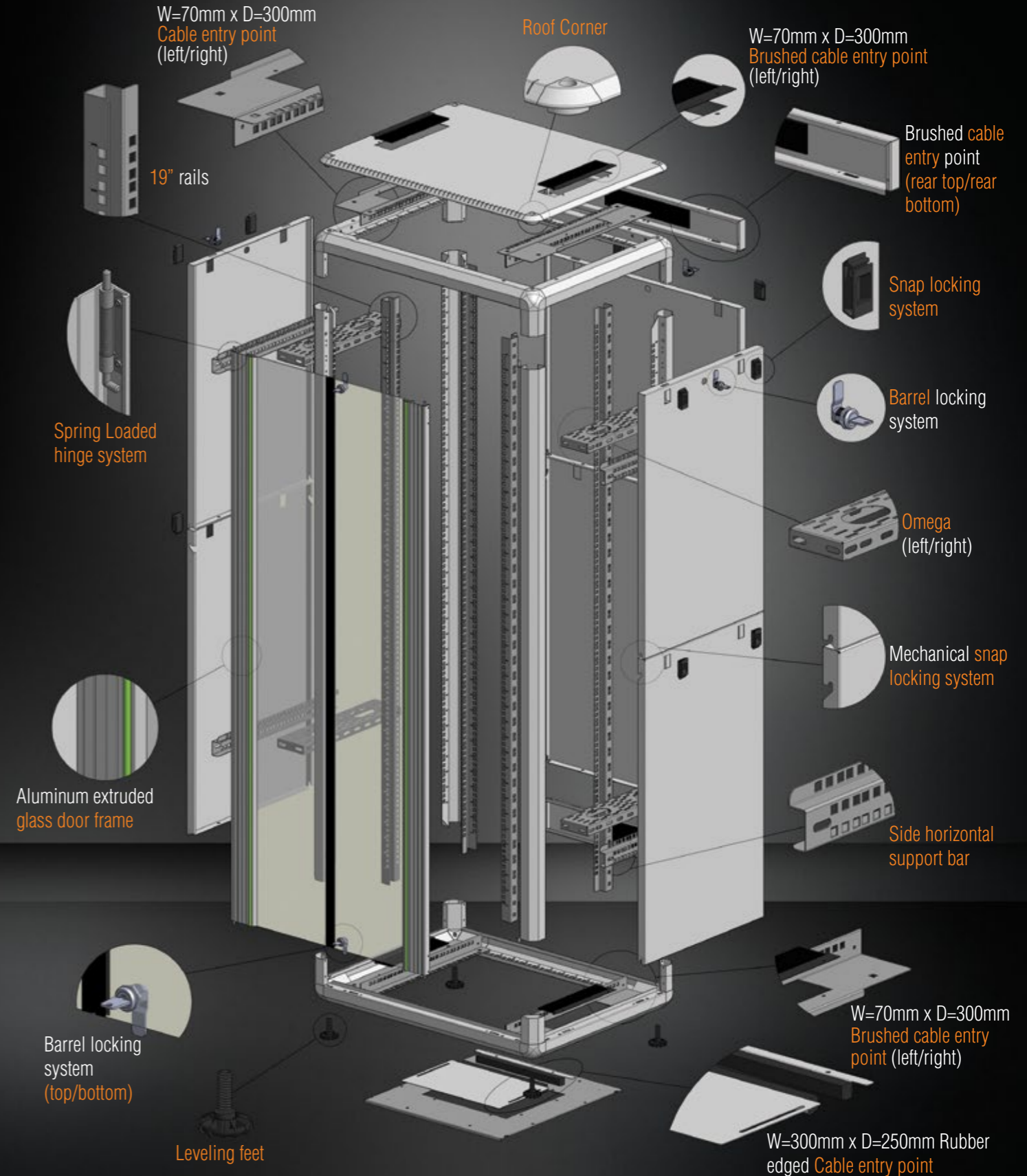


LOADING CAPACITY : 1000kg

EXPLODED VIEW

WIDTH W: 800mm

DEPTH D: 610mm



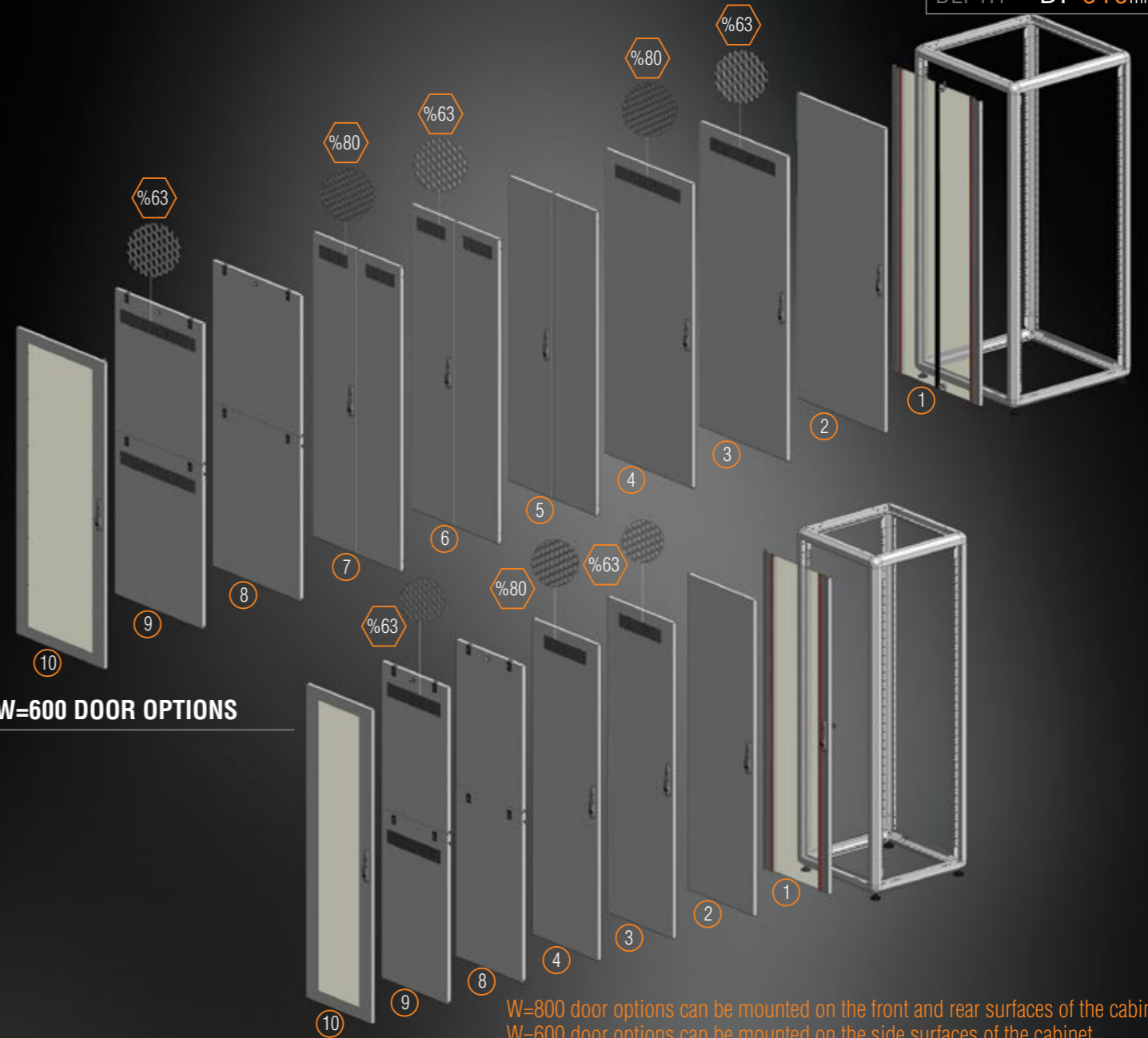
CONSTRUCTION DRAWINGS

WIDTH W: 800mm
DEPTH D: 610mm



W=800 DOOR OPTIONS

WIDTH W: 800mm
DEPTH D: 610mm



GT SERIES VERSATILE FREE STANDING CABINET W=800mm D=600mm


Product Code	Product Description	U Measurement (U)	Product Dimensions WxDxH (mm)	Width Between Rails (mm)	Depth Between Rails (mm)	U Measurement (mm)	Package Dimensions WxDxH (mm)	Number in the Package (pcs)	Product Net Weight (kg)	Product Gross Weight (kg)	Number on Pallet (pcs)	Pallet Dimensions WxDxH (mm)	Pallet Weight (kg)	Height with Leveling Feet (mm)	Height with Caster Group (mm)
MR.GTV12U86.XX	12U W=800mm D=610mm VERSATILE	12U	800x610x719	19"	390	594	880x680x849	1	34,5	39,7	2	880x680x1698	79	749	779
MR.GTV16U86.XX	16U W=800mm D=610mm VERSATILE	16U	800x610x897	19"	390	772	880x680x1037	1	41,6	48	2	880x680x2074	96	927	957
MR.GTV20U86.XX	20U W=800mm D=610mm VERSATILE	20U	800x610x1075	19"	390	950	880x680x1215	1	48,8	56	2	880x680x2430	112	1105	1135
MR.GTV22U86.XX	22U W=800mm D=610mm VERSATILE	22U	800x610x1164	19"	390	1039	880x680x1305	1	52,3	60	2	880x680x2610	120	1194	1224
MR.GTV26U86.XX	26U W=800mm D=610mm VERSATILE	26U	800x610x1342	19"	390	1217	880x680x1482	1	59,4	68,3	1	880x680x1482	68,3	1372	1402
MR.GTV32U86.XX	32U W=800mm D=610mm VERSATILE	32U	800x610x1608	19"	390	1483	880x680x1748	1	70	79	1	880x680x1748	79	1638	1668
MR.GTV36U86.XX	36U W=800mm D=610mm VERSATILE	36U	800x610x1786	19"	390	1661	880x680x1926	1	77	87,3	1	880x680x1926	87,3	1816	1846
MR.GTV40U86.XX	40U W=800mm D=610mm VERSATILE	40U	800x610x1964	19"	390	1839	880x680x2104	1	84,4	95,3	1	880x680x2104	95,3	1994	2024
MR.GTV42U86.XX	42U W=800mm D=610mm VERSATILE	42U	800x610x2053	19"	390	1928	880x680x2193	1	88	99,3	1	880x680x2193	99,3	2083	2113
MR.GTV46U86.XX	46U W=800mm D=610mm VERSATILE	46U	800x610x2231	19"	390	2106	880x680x2371	1	95	107,4	1	880x680x2371	107,4	2261	2291

XX=Color Code, 22 means Light Grey RAL 7035 and 11 means Black RAL 9005, the code is added by the customer at the order.

The door width to be selected should be selected among the door options with the related surface dimensions. When one of the door options is selected, it should be informed at the order with its selected surface.

The number 0 from the door options stands for "doorless". The standard door options: Front Door=1, Side Door=8, Rear Door=8.

GT V 800 x 800 FREE STANDING CABINET



WIDTH W: 800mm

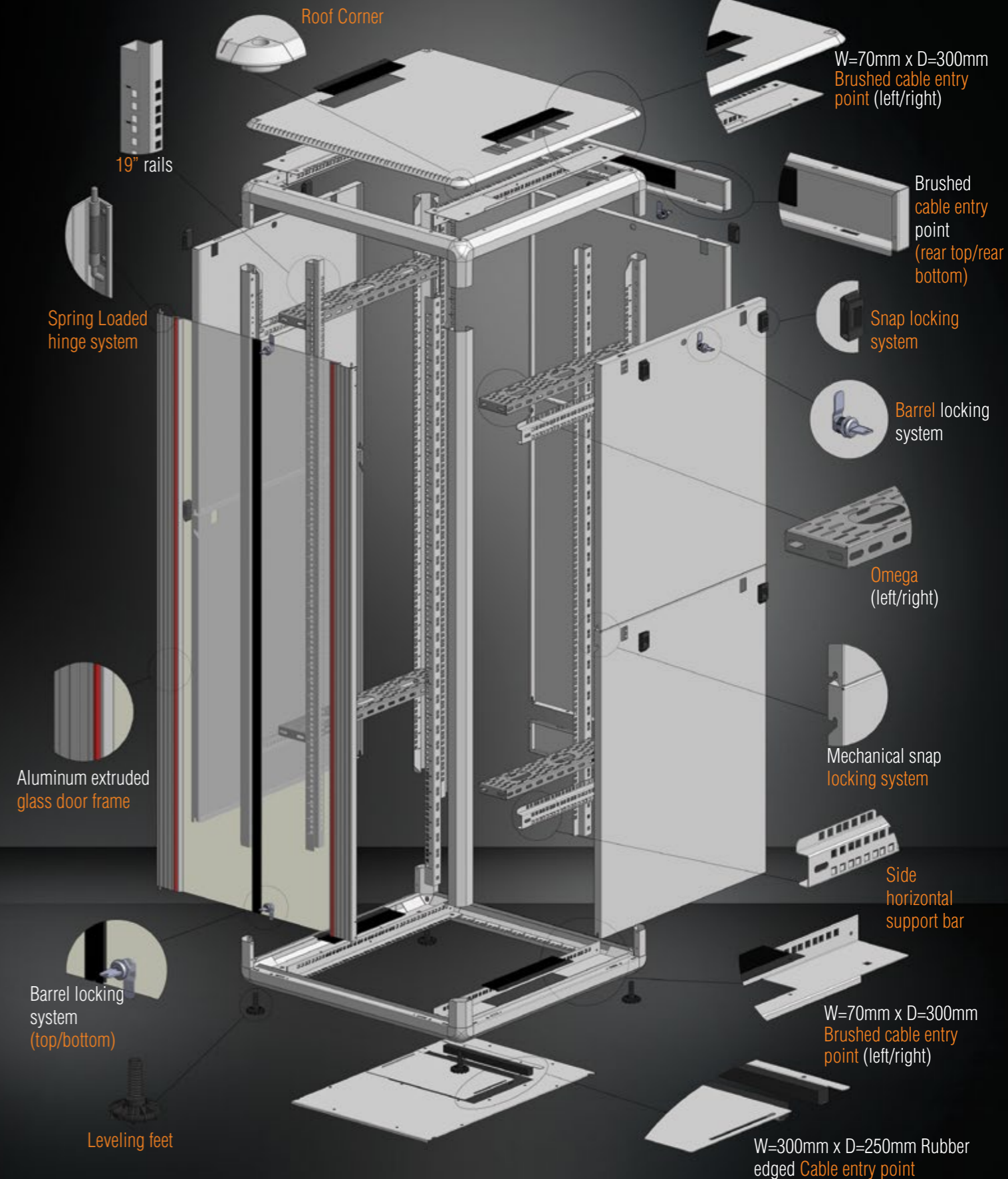
DEPTH D: 800mm

COLOR OPTIONS



LOADING CAPACITY : 1000kg

EXPLODED VIEW



WIDTH W: 800mm

DEPTH D: 800mm

CONSTRUCTION DRAWINGS

WIDTH W: 800mm


DEPTH D: 800mm



W=800 DOOR OPTIONS

WIDTH W: 800mm

DEPTH D: 800mm



W800=door options can be mounted on all surfaces of the cabinet.

GT SERIES VERSATILE FREE STANDING CABINET W=800mm D=800mm

Product Code	Product Description	In Measurement (U)	Product Dimensions WxDxH (mm)	Width: Between Rails (mm)	Depth: Between Rails (mm)	In Measurement (mm)	Package Dimensions WxDxH (mm)	Number in the Package (pcs)	Product Net Weight (kg)	Product Gross Weight (kg)	Number on Pallet (pcs)	Pallet Dimensions WxDxH (mm)	Pallet Weight (kg)	Height with Leveling Feet (mm)	Height with Caster Group (mm)
MR.GTV12U88.XX	12U W=800mm D=800mm VERSATILE	12U	800x800x719	19"	555	594	880x880x849	1	41,6	48	2	880x880x1698	96	749	779
MR.GTV16U88.XX	16U W=800mm D=800mm VERSATILE	16U	800x800x897	19"	555	772	880x880x1037	1	50	58	2	880x880x2074	116	927	957
MR.GTV20U88.XX	20U W=800mm D=800mm VERSATILE	20U	800x800x1075	19"	555	950	880x880x1215	1	59	67,7	2	880x880x2430	135	1105	1135
MR.GTV22U88.XX	22U W=800mm D=800mm VERSATILE	22U	800x800x1164	19"	555	1039	880x880x1305	1	63	72,6	2	880x880x2610	145	1194	1224
MR.GTV26U88.XX	26U W=800mm D=800mm VERSATILE	26U	800x800x1342	19"	555	1217	880x880x1482	1	71,7	82,5	1	880x880x1482	82,5	1372	1402
MR.GTV32U88.XX	32U W=800mm D=800mm VERSATILE	32U	800x800x1608	19"	555	1483	880x880x1748	1	84,6	95,6	1	880x880x1748	95,6	1638	1668
MR.GTV36U88.XX	36U W=800mm D=800mm VERSATILE	36U	800x800x1786	19"	555	1661	880x880x1926	1	93	105,3	1	880x880x1926	105,3	1816	1846
MR.GTV40U88.XX	40U W=800mm D=800mm VERSATILE	40U	800x800x1964	19"	555	1839	880x880x2104	1	102	115	1	880x880x2104	115	1994	2024
MR.GTV42U88.XX	42U W=800mm D=800mm VERSATILE	42U	800x800x2053	19"	555	1928	880x880x2193	1	106	120	1	880x880x2193	120	2083	2113
MR.GTV46U88.XX	46U W=800mm D=800mm VERSATILE	46U	800x800x2231	19"	555	2106	880x880x2371	1	114,7	129,6	1	880x880x2371	129,6	2261	2291

XX= Color Code, 22 means Light Grey RAL 7035 and 11 means Black RAL 9005, the code is added by the customer at the order.

The door width to be selected should be selected among the door options with the related surface dimensions. When one of the door options is selected, it should be informed at the order with its selected surface.

The number 0 from the door options stands for "doorless". The standard door options: Front Door=1, Side Door=8, Rear Door=8.

GT V 800 x 1000 FREE STANDING CABINET

WIDTH W: 800mm

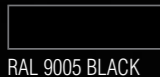
DEPTH D: 1000mm



COLOR OPTIONS



RAL 7035 LIGHT GREY



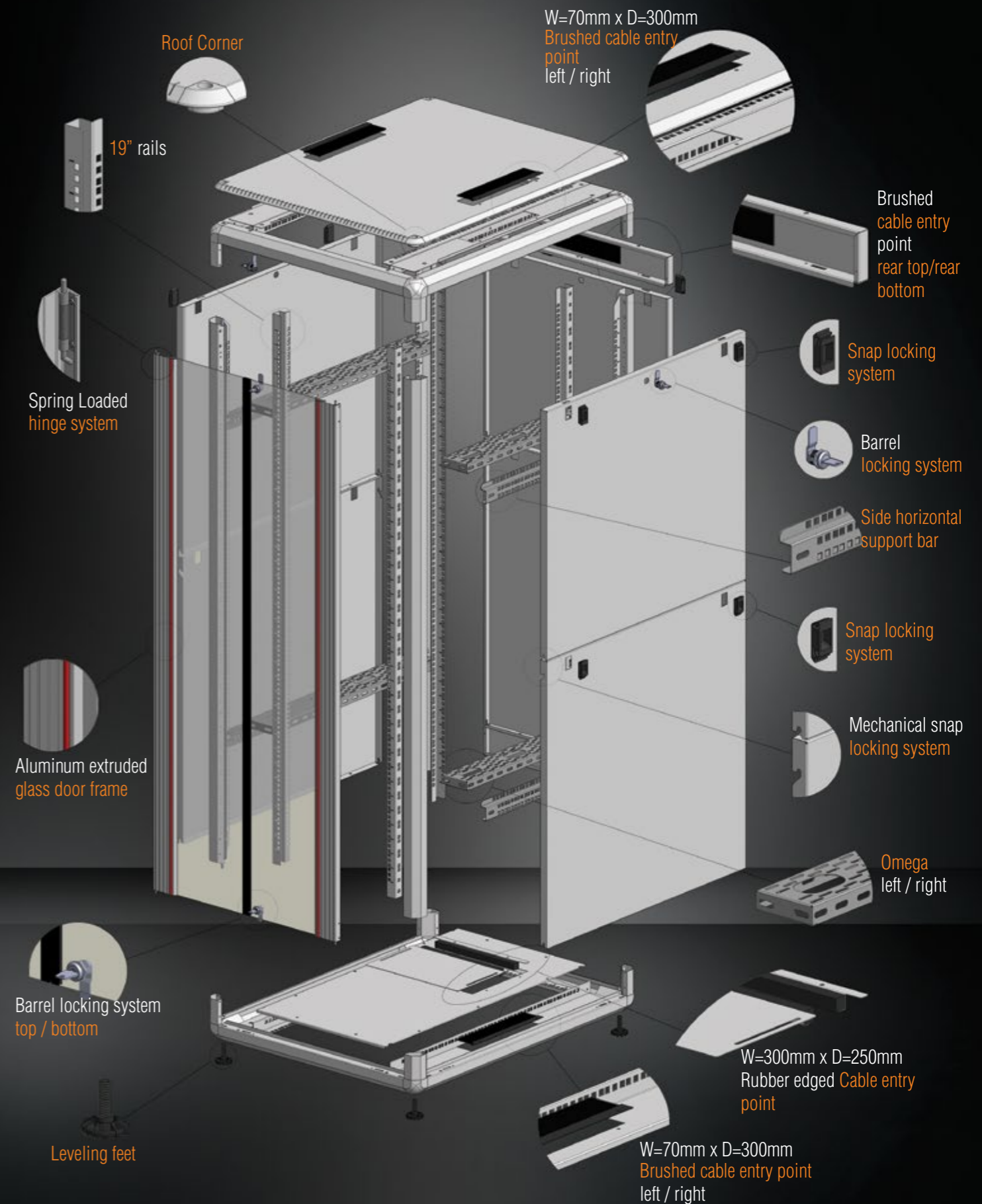
RAL 9005 BLACK

LOADING CAPACITY : 1000kg

EXPLODED VIEW

WIDTH W: 800mm

DEPTH D: 1000mm



CONSTRUCTION DRAWINGS

WIDTH W: 800mm

DEPTH D: 1000mm



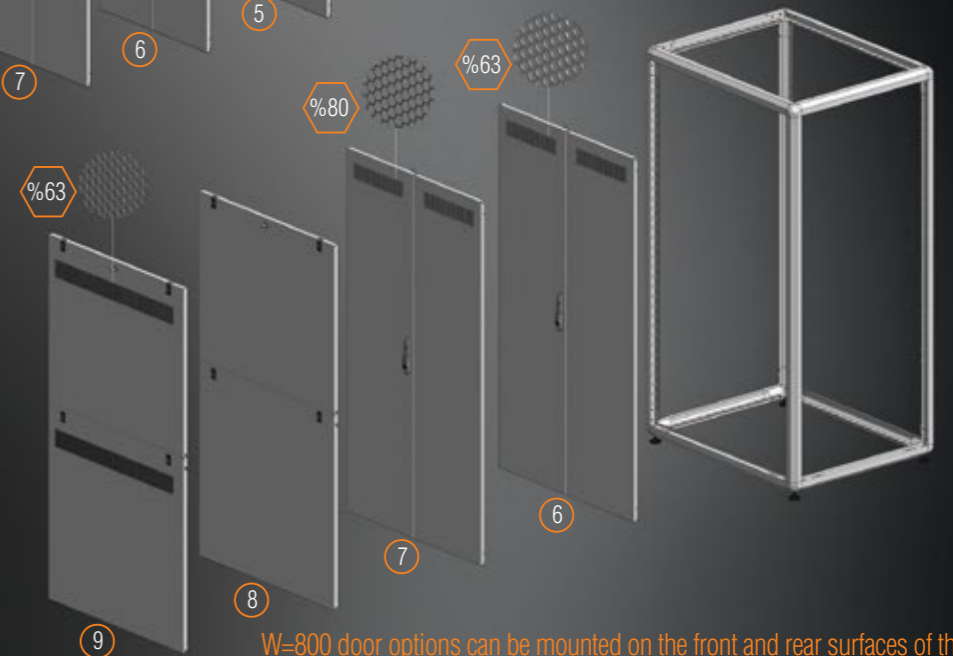
W=800 DOOR OPTIONS

WIDTH W: 800mm

DEPTH D: 1000mm



W=1000 DOOR OPTIONS



W=800 door options can be mounted on the front and rear surfaces of the cabinet.
W=1000 door options can be mounted on the side surfaces of the cabinet.

GT SERIES VERSATILE FREE STANDING CABINET W=800mm D=1000mm

Product Code	Product Description	U Measurement (U)	Product Dimensions WxDxH (mm)	Width: Between Rails (mm)	Depth: Between Rails (mm)	U Measurement (mm)	Package Dimensions WxDxH (mm)	Number in the Package (pcs)	Product Net Weight (kg)	Product Gross Weight (kg)	Number on Pallet (pcs)	Pallet Dimensions WxDxH (mm)	Pallet Weight (kg)	Height: with Leveling Feet (mm)	Height: with Caster Group (mm)
MR.GTV12U81.XX	12U W=800mm D=1000mm VERSATILE	12U	800x1000x719	19"	740	594	880x1080x849	1	46	53	2	880x1080x1698	106	749	779
MR.GTV16U81.XX	16U W=800mm D=1000mm VERSATILE	16U	800x1000x897	19"	740	772	880x1080x1037	1	55,4	63,7	2	880x1080x2074	127	927	957
MR.GTV20U81.XX	20U W=800mm D=1000mm VERSATILE	20U	800x1000x1075	19"	740	950	880x1080x1215	1	65	74,6	2	880x1080x2430	149	1105	1135
MR.GTV22U81.XX	22U W=800mm D=1000mm VERSATILE	22U	800x1000x1164	19"	740	1039	880x1080x1305	1	69,6	80	2	880x1080x2610	160	1194	1224
MR.GTV26U81.XX	26U W=800mm D=1000mm VERSATILE	26U	800x1000x1342	19"	740	1217	880x1080x1482	1	79	91	1	880x1080x1482	91	1372	1402
MR.GTV32U81.XX	32U W=800mm D=1000mm VERSATILE	32U	800x1000x1608	19"	740	1483	880x1080x1748	1	93,3	105,4	1	880x1080x1748	105,4	1638	1668
MR.GTV36U81.XX	36U W=800mm D=1000mm VERSATILE	36U	800x1000x1786	19"	740	1661	880x1080x1926	1	103	116	1	880x1080x1926	116	1816	1846
MR.GTV40U81.XX	40U W=800mm D=1000mm VERSATILE	40U	800x1000x1964	19"	740	1839	880x1080x2104	1	112,3	127	1	880x1080x2104	127	1994	2024
MR.GTV42U81.XX	42U W=800mm D=1000mm VERSATILE	42U	800x1000x2053	19"	740	1928	880x1080x2193	1	117	132	1	880x1080x2193	132	2083	2113
MR.GTV46U81.XX	46U W=800mm D=1000mm VERSATILE	46U	800x1000x2231	19"	740	2106	880x1080x2371	1	126,5	143	1	880x1080x2371	143	2261	2291

XX= Color Code, 22 means Light Grey RAL 7035 and 11 means Black RAL 9005, the code is added by the customer at the order.

The door width to be selected should be selected among the door options with the related surface dimensions.
When one of the door options is selected, it should be informed at the order with its selected surface.

The number 0 from the door options stands for "doorless".
The standard door options:
Front Door=1, Side Door=8, Rear Door=8.